



Suffolk Transit  
ON-DEMAND

# How to ride with Suffolk Transit On-Demand.

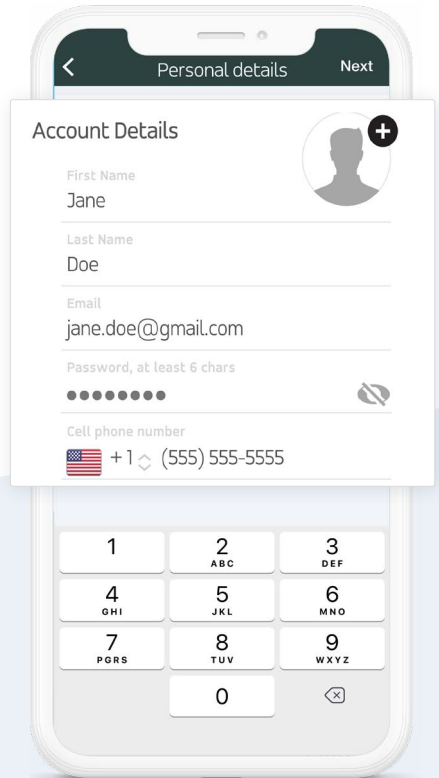
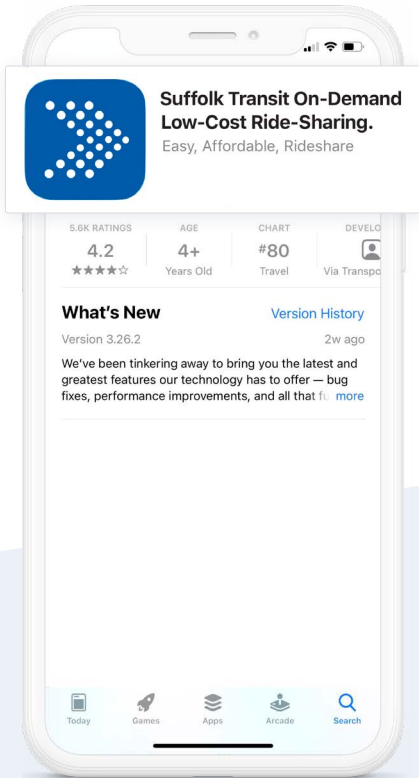
Follow these easy steps and  
you'll be on your way in no time.

*App comes  
with all iOS  
and Android  
accessibility  
features!*



[sct-bus.org/ondemand](https://sct-bus.org/ondemand)

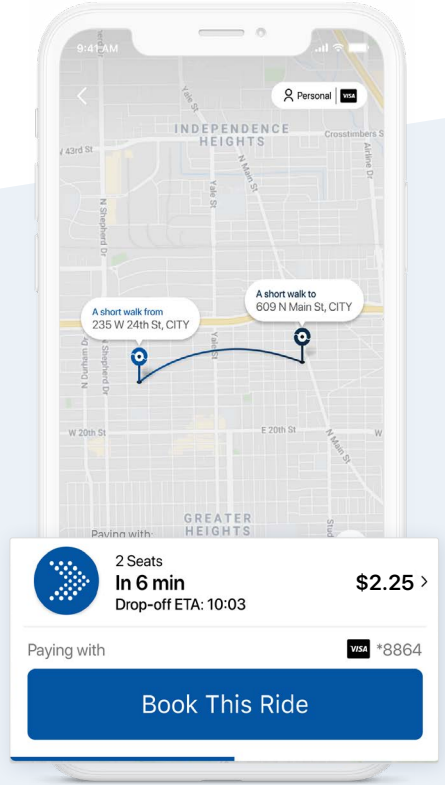
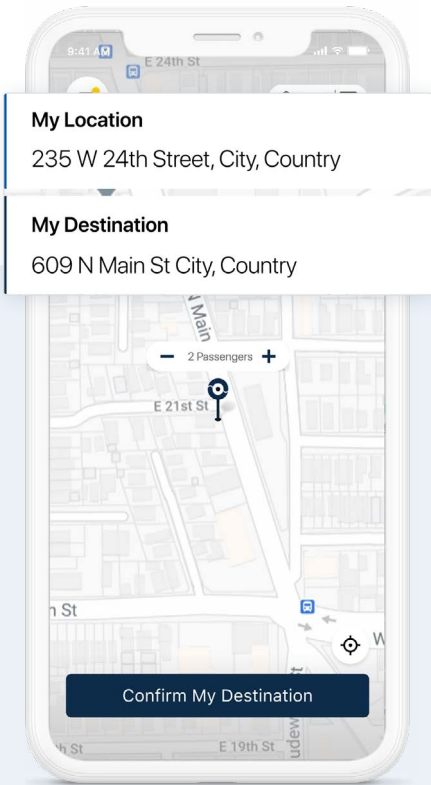
Powered by  VIA



**1** Search **Suffolk Transit On-Demand** in the **App Store** or **Google Play Store** and tap the download icon.

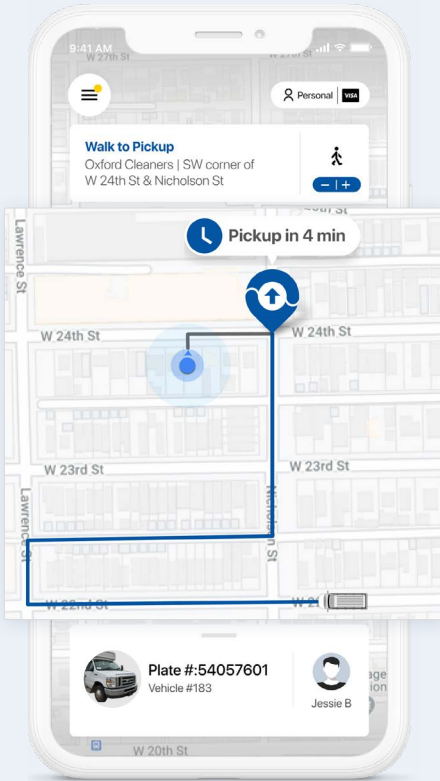
**2** Open the app, press **Get Started**, and enter your personal info and your credit or debit card info.





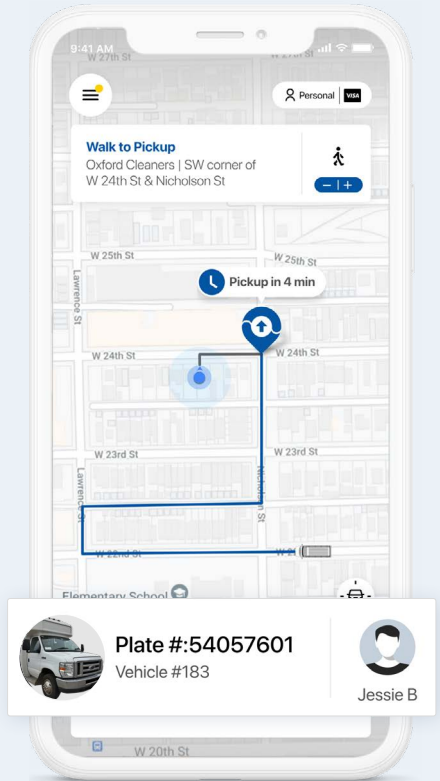
**3** Enter your pickup address and press **Confirm My Pickup**. Hit the + sign if you want to bring friends along. Then enter your dropoff address and press **Confirm My Destination**.

**4** Choose the ride option that's best for you, then tap **Book This Ride**.



5

Check the app to find out exactly where to meet the vehicle, which may be a short walk from the address you gave us.



6

We'll display your driver's name, vehicle model, and license plate number to help locate your ride.

Download the **Suffolk Transit On-Demand** app or call **(631) 818-2982** to get started.

